

Urology Endoscopy Report

PATIENT NAME	SSN/ID	DOB	AGE	SEX	EXAM DATE	SURGEON	REFERRAL
JOHN SMITH*	29432	01-01-1928	75	M	11-19-2004	Parvez Mahmood, M.D.	John Williams*, M.D.

PRE-OP DIAGNOSIS : Urinary incontinence - 788.33

POST-OP DIAGNOSIS : Urinary incontinence - 788.33

CONSENT : After obtaining the history and performing the physical examination, the procedure, indications, potential complications like bleeding, perforation, infection, adverse medication reaction and alternatives were explained to the patient. Patient appeared to understand the benefits and risks of this procedure. Informed consent was obtained from the patient after providing opportunity for questions.

INSTRUMENT : Cystoscope Lens - 25 Degree
Cystoscope Lens - 70 Degree

ASA : Administered by Anesthesiologist

ANESTHESIA : IV Sedation

PROCEDURE : The patient was taken to the Operating Room and after adequate intravenous sedation was achieved the patient was placed in the dorsolithotomy position and prepped and draped in the usual sterile fashion.

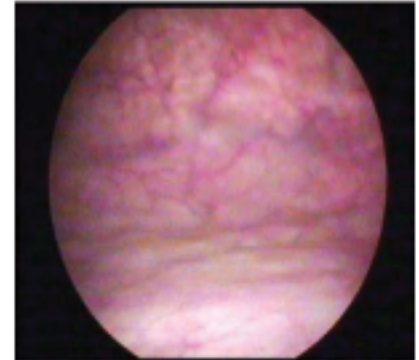
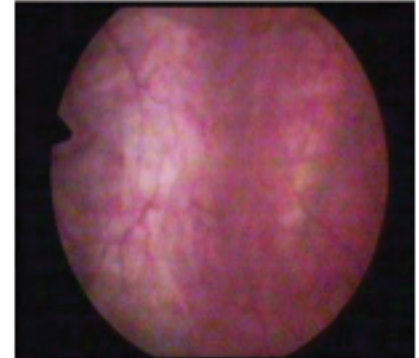
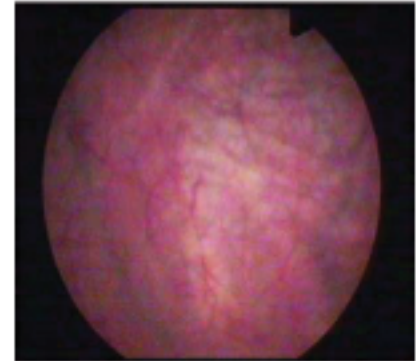
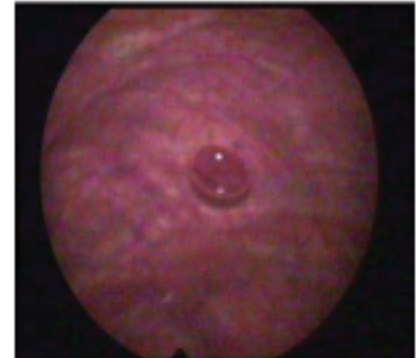
PROC CODE : 52000 - CYSTOURETHROSCOPY (SEPARATE PROCEDURE)

FINDINGS

BLADDER - Trabeculation +3
Ureteral orifice were normal in size shape and location
No bladder stones
Diverticulum of Bladder

PLAN/PRESCRIPTION - Follow up in office in 2 weeks
The patient tolerated procedure well and was transferred to PACU in satisfactory condition.

FOLLOW POST PROCEDURE INSTRUCTIONS

1. Bladder**2. Ureter-Proximal****3. Ureter-Distal****4. Urethra**

Signature : _____ (Parvez Mahmood, M.D.)